

RF LENS RANGE MAP – ULTRA-WIDE & GENERAL PURPOSE ZOOMS



	Ultra-wide zooms					General purpose zooms		
Lens / Feature	RF-S 10-18mm F4.5-6.3 IS STM	RF 10-20mm F4L IS STM	RF 14-35mm F4L IS USM	RF 15-30mm F4.5-6.3 IS STM	RF 15-35mm F2.8L IS USM	RF-S 18-45mm F4.5-6.3 IS STM	RF-S 18-150mm F3.5-6.3 IS STM	RF 24-50mm F4.5-6.3 IS STM
User	Enthusiast	Professional	Professional	Enthusiast	Professional	Enthusiast	Enthusiast	Enthusiast
Ideal for	Travel, Landscape, Vlogging	Landscape, Architecture, Interiors	Landscape, Architecture, Vlogging	Landscape, Architecture, Vlogging	Landscapes, Movies, Weddings	Landscapes, Portrait, General Purpose	Landscapes, Travel, General Purpose	General Purpose, Portraits, Interiors, Travel
L series	×	✓	✓	×	✓	×	×	×
Closest focusing distance (m)	0.14 ¹	0.25	0.2	0.28 ¹	0.28	0.2 ¹	0.17 ¹	0.30
Max. magnification	0.23x ¹	0.12x	0.38x	0.09 ¹	0.21x	0.16x ¹	0.36x ¹	0.19x
Optical IS (stops) ²	4	5	5.5	5.5	5	4	4.5	4.5
AF actuator	STM	STM	Nano USM	STM	Nano USM	STM	STM	STM
Filter thread (mm)	49	N/A ⁴	77	67	82	49	55	58
Max. diameter x length (mm) ³	69 x 44.9	83.7 x 112	84.1 x 99.8	76.6 x 88.4	88.5 x 126.8	69 x 44.3	69 x 84.5	69.6 x 58
Weight (g)	150	570	540	390	840	130	310	210

¹Figures are for Auto Focus. These lenses feature centre focus macro which allows closer focusing and better magnification in Manual Focus mode, see the Canon website for details.

²Tested under CIPA standards

³Lens dimensions when in retracted state

⁴Equipped with a rear gelatin filter holder

RF LENS RANGE MAP – ULTRA-WIDE & GENERAL PURPOSE ZOOMS



General purpose zooms

Lens / Feature	RF 24-70mm F2.8L IS USM	RF 24-105mm F2.8L IS USM Z	RF 24-105mm F4L IS USM	RF 24-105mm F4-7.1 IS STM	RF 24-240mm F4-6.3 IS USM	RF 28-70mm F2L USM	RF 28-70mm F2.8 IS STM
User	Professional	Professional	Professional	Enthusiast	Enthusiast	Professional	Enthusiast
Ideal for	Weddings, Events, Movies	Weddings, Events, Movies	General Purpose, Travel	General Purpose, Travel, Movies	General Purpose, Travel	Weddings, Events, Reportage	travel, landscapes, portraits and everyday creative work
L series	✓	✓	✓	×	×	✓	×
Closest focusing distance (m)	0.21	0.45	0.45	0.2 ¹	0.5	0.39	0.27 ¹
Max. magnification	0.3x	0.29x	0.24x	0.4x ¹	0.26x	0.18x	0.24x
Optical IS (stops) ²	5	5.5	5	5	5	-	5.5
AF actuator	Nano USM	Dual Nano USM	Nano USM	STM	Nano USM	USM	STM
Filter thread (mm)	82	82	77	67	72	95	67
Max. diameter x length (mm) ³	88.5 x 125.7	88.5 x 199	83.5 x 107.3	76.6 x 88.8	80.4 x 122.5	103.8 x 139.8	76.5 x 92.2
Weight (g)	900	1430	700	395	750	1430	490

¹Figures are for Auto Focus. These lenses feature centre focus macro which allows closer focusing and better magnification in Manual Focus mode, see the Canon website for details.

²Tested under CIPA standards

³Lens dimensions when in retracted state

RF LENSES RANGE MAP – FIXED LENSES



Lens / Feature	RF-S 3.9mm F3.5 STM DUAL FISHEYE	RF 5.2mm F2.8L DUAL FISHEYE	RF 16mm F2.8 STM	RF 24mm F1.8 MACRO IS STM	RF 28mm F2.8 STM	RF 35mm F1.4L VCM	RF 35mm F1.8 MACRO IS STM	RF 50mm F1.8 STM	RF 50mm F1.2L USM	RF 85mm F2 MACRO IS STM	RF 85mm F1.2L USM
User	Enthusiast	Professional	Enthusiast	Enthusiast	Enthusiast	Professional	Enthusiast	Enthusiast	Professional	Enthusiast	Professional
Ideal for	Virtual Reality	Virtual Reality	Landscapes, Architecture, Vlogging	Landscapes, Architecture, Macro	Enthusiast	Portrait, Reportage Stills and Video	Macro, General Purpose	Portrait, General Purpose	Portrait, General Purpose	Portrait, Macro	Portrait
L series	x	✓	x	x	x	✓	x	x	✓	x	✓
Closest focusing distance (m)	0.2	0.2	0.13	0.14	0.23	0.28	0.17	0.3	0.4	0.35	0.85
Max. magnification	0.03x	0.03x	0.26x	0.5x	0.17x	0.18x	0.5x	0.25x	0.19x	0.5x	0.12x
Optical IS (stops) ²	-	-	-	5	-	-	5	-	-	5	-
AF actuator	STM	-	STM	STM	STM	USM, VCM	STM	STM	USM	STM	USM
Filter thread (mm)	30.5 ⁴	N/A ⁴	43	52	55	67	52	43	77	67	82
Max. diameter x length (mm) ¹	(112 x 83.7) x 54.6	(121.1 x 83.6) x 53.5	69.2 x 40.2	74.4 x 63.1	69.2 x 24.7	76.5x 99.3	74.4 x 62.8	69.2 x 40.5	89.8 x 108	78 x 90.5	103.2 x 117.3
Weight (g)	290	350	165	270	120	555	305	160	950	500	1195

¹Lens dimensions when in retracted state

²Tested under CIPA standards

⁴Equipped with a rear gelatin filter holder

RF LENSES RANGE MAP – FIXED LENSES



Lens / Feature	RF 85mm F1.2L USM DS	RF 100mm F2.8L MACRO IS USM	RF 135mm F1.8L IS USM	RF 400mm F2.8L IS USM	RF 600mm F4L IS USM	RF 600mm F11 IS STM	RF 800mm F11 IS STM	RF 800mm F5.6L IS USM	RF 1200mm F8L IS USM
User	Professional	Professional	Professional	Professional	Professional	Enthusiast	Enthusiast	Professional	Professional
Ideal for	Portrait	Macro, Portrait	Portraits, Indoor & Sports	Wildlife & Outdoor Sports	Wildlife & Outdoor Sports	Wildlife & Outdoor Sports	Wildlife & Outdoor Sports	Wildlife, Outdoor Sports & News	Wildlife, Outdoor Sports & News
L series	✓	✓	✓	✓	✓	×	×	✓	✓
Closest focusing distance (m)	0.85	0.26	0.7	2.5	4.2	4.5	6	2.6	4.3
Max. magnification	0.12x	1.4x	0.26x	0.17x	0.15x	0.14x	0.14x	0.34x	0.29x
Optical IS (stops) ¹	-	5	5.5	5.5	5.5	4	5	4	4
AF actuator	USM	Nano USM	Nano USM	USM	USM	STM	STM	Ring USM	Ring USM
Filter thread (mm)	82	67	82	Drop in 52	Drop in 52	82	95	Drop in 52	Drop in 52
Max. diameter x length (mm) ²	103.2 x 117.3	81.5 x 148	89.2 x 130.3	163 x 367	168 x 472	93 x 269.5	101.6 x 351.8	163 x 432	168 x 537
Weight (g)	1195	730	935	2890	3090	930	1260	3140	3340

¹Tested under CIPA standards

²Lens dimensions when in retracted state

RF LENSES RANGE MAP – TELEPHOTO ZOOM LENSES



Lens / Feature	RF-S 55-210mm F5-7.1 IS STM	RF 70-200mm F4L IS USM	RF 70-200mm F2.8L IS USM	RF 100-300mm F2.8L IS USM	RF 100-400mm F5.6-8 IS USM	RF 100-500mm F4.5-7.1L IS USM	RF 200-800mm F6.3-9 IS USM
User	Enthusiast	Professional	Professional	Professional	Enthusiast	Professional	Enthusiast
Ideal for	Travel & Outdoor Sports	Portraits, Outdoor Sports	Portraits, Indoor, Outdoor Sports & Movies	Indoor, Outdoor Sports	Wildlife & Outdoor Sports	Wildlife & Outdoor Sports	Wildlife & Outdoor Sports
L series	x	✓	✓	✓	x	✓	x
Closest focusing distance (m)	0.73	0.6	0.7	1.8	0.88	0.9	0.8
Max. magnification	0.28x	0.28x	0.23x	0.16x	0.41x	0.33x	0.25x
Optical IS (stops) ¹	4.5	5	5	5.5	5.5	5	5.5
AF actuator	STM	Nano USM	Nano USM	Dual Nano USM	Nano USM	Nano USM	Nano USM
Filter thread (mm)	55	77	77	112	67	77	95
Max. diameter x length (mm) ²	69 x 135	83.5 x 119	89.9 x 146	128 x 323.4	79.5 x 164.7	93.8 x 207.6	102.3 x 314.1
Weight (g)	270	695	1070	2590	635	1525	2050

¹Tested under CIPA standards

²Lens dimensions when in retracted state


CANON RF LENS RANGE BY FOCAL LENGTH

10 16 24 35 50 85 105 135 200 300 400 500 600 800 1200


Ultra-wide zooms



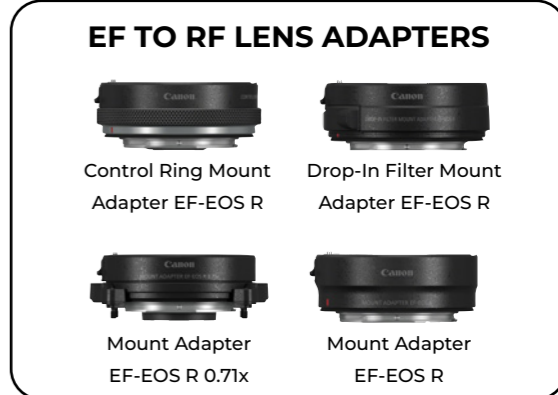
General purpose zooms



Fixed



Telephoto zooms



KEY

- Advanced Lenses
- L Series Lenses
- RF-S Lenses



*Not all RF lenses are compatible with RF extenders, see the Canon website for details.